

# BE-W SERIES

CHARGING STATIONS



# CHARGING STATIONS

## BE-W BASIC/FREE

MODE 3



The Wall Box BE-W BASIC/FREE version is a wall charging station compliant with "MODE 3" in accordance with the International Standard IEC/EN 61851-1. Made in halogen-free engineering plastics, it is characterised by a Dual Feel Sensitive finish and a design that highlights its clean and essential lines.

It is ideal for installation in domestic settings: garages and private car parks that don't need controlled access insofar as use is normally limited to a few people and almost exclusively to the owners themselves of the vehicle.

The Wall Box BE-W in FREE mode is available "tethered" with integrated cable, with and without protections in single phase versions, with energy meter, with type 2 or type 3A socket in all versions.

### REFERENCE STANDARDS

EN 61851-1 (2011)  
Electric vehicle conductive charging system.  
Part 1: General requirements.

EN 61439-1 (2011)  
Low-voltage switchgear and control gear assemblies.  
Part 1: General requirement.

### TECHNICAL CHARACTERISTICS

Rated current:	16 A / 32 A
Rated voltage:	230 V AC / 400 V AC
Frequency:	50-60 Hz
Insulation voltage:	250 V / 500 V
Protection degree:	IP54
Active parts protection:	IPXXD
Operating ambient temperature:	-25°C +40°C
Material:	Technopolymer
Glow Wire test:	650°C
IK grade at 20°C:	IK08
Colour:	Grey
Installation:	Wall-mounted
Saline solution:	Resistant
UV rays:	Resistant

### STANDARD EQUIPMENT

- adjustable rated current
- led status indicator
- connector release in case of blackout (under development)
- child safety shutters

### APPLICATION EXAMPLES





The Wall Box BE-W POWER MANAGEMENT version is a wall charging station compliant with "MODE 3" in accordance with the International Standard IEC/EN 61851-1. Made in halogen-free engineering plastics, it is characterised by a Dual Feel Sensitive finish and a design that highlights its clean and essential lines. It allows the vehicle charging current to be automatically modulated depending on the user's contractual power and the home's instantaneous consumption, thus preventing the meter from unexpectedly tripping.

The device is also able to manage the current produced by photovoltaic systems up to 6kW.

The Wall Box BE-W in POWER MANAGEMENT mode is available "tethered" with integrated cable, with or without on-board protections, with energy meter, with type 2 or type 3A socket in single phase versions.

## REFERENCE STANDARDS

### EN 61851-1 (2011)

Electric vehicle conductive charging system.  
Part 1: General requirements.

### EN 61439-1 (2011)

Low-voltage switchgear and control gear assemblies.  
Part 1: General requirement.

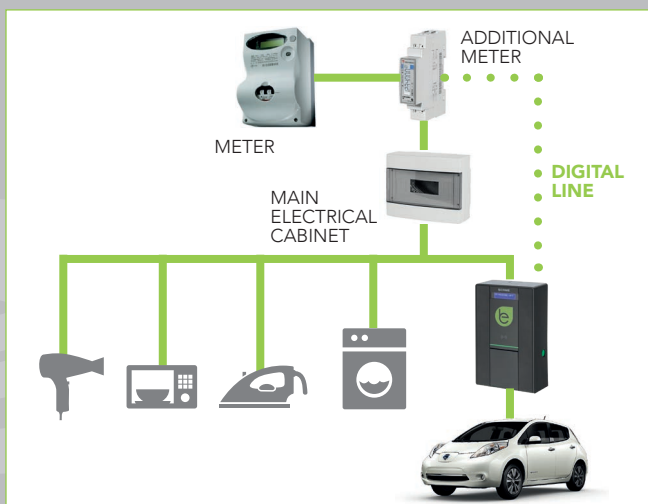
## TECHNICAL CHARACTERISTICS

Rated current:	16 A / 32 A
Rated voltage:	230 V AC
Frequency:	50-60 Hz
Insulation voltage:	250 V / 500 V
Protection degree:	IP54
Active parts protection:	IPXXD
Operating ambient temperature:	-25°C to +40°C
Material:	Technopolymer
Glow Wire test:	650°C
IK grade at 20°C:	IK08
Colour:	Grey
Installation:	Wall-mounted
Saline solution:	Resistant
UV rays:	Resistant

## STANDARD EQUIPMENT

- Power Management
- adjustable rated current
- 2-line display
- led status indicator
- connector release in case of blackout (under development)
- child safety shutters

## POWER MANAGEMENT





The Wall Box BE-W PERSONAL-RFID version is a wall charging station compliant with "MODE 3" in accordance with the International Standard IEC/EN 61851-1. Made in halogen-free engineering plastics, it is characterised by a Dual Feel Sensitive finish and a design that highlights its clean and essential lines. It is suitable for installation in all places requiring controlled access, insofar as use is not normally limited to the owners of the vehicle, but rather extended to a greater number of users. Thanks to the LCD display, it is possible to view the instantaneous consumption, total consumption and the user enabled with RFID card.

The Wall Box BE-W in PERSONAL-RFID mode is available "tethered" with integrated cable, with or without on-board protections in single phase versions with energy meter, with type 2 or type 3A socket in all versions.

#### REFERENCE STANDARDS

##### EN 61851-1 (2011)

Electric vehicle conductive charging system.  
Part 1: General requirements.

##### EN 61439-1 (2011)

Low-voltage switchgear and control gear assemblies.  
Part 1: General requirement.


#### TECHNICAL CHARACTERISTICS

Rated current:	16 A / 32 A
Rated voltage:	230 V AC / 400 V AC
Frequency:	50-60 Hz
Insulation voltage:	250 V / 500 V
Protection degree:	IP54
Active parts protection:	IPXXD
Operating ambient temperature:	-25°C +40°C
Material:	Technopolymer
Glow Wire test:	650°C
IK grade at 20°C:	IK08
Colour:	Grey
Installation:	Wall-mounted
Saline solution:	Resistant
UV rays:	Resistant

#### STANDARD EQUIPMENT

- RFID user identification and authorisation system
- adjustable rated current
- 2-line display
- led status indicator
- connector release in case of blackout (under development)
- child safety shutters

#### APPLICATION EXAMPLES







The Wall Box BE-W WEB-NET version is a wall charging station compliant with "MODE 3" in accordance with the International Standard IEC/EN 61851-1. Made in halogen-free engineering plastics, it is characterised by a Dual Feel Sensitive finish and a design that highlights its clean and essential lines.

In domestic applications, it can be controlled via app using a smartphone thanks to the Wi-Fi function. Systems composed of multiple stations accessible by way of user authentication, thanks to the "Master" function can be managed either locally or by remote using LAN connections and/or Wi-Fi hotspots.

The LOAD BALANCING function distributes the available power based on the number of vehicles connected to the various charging stations forming part of the network.

The Wall Box BE-W in WEB-NET mode is available "tethered" with integrated cable, with or without on-board protections in single phase versions, with energy meter, with type 2 or type 3A socket in all versions.

## REFERENCE STANDARDS

### EN 61851-1 (2011)

Electric vehicle conductive charging system.  
Part 1: General requirements.

### EN 61439-1 (2011)

Low-voltage switchgear and control gear assemblies.  
Part 1: General requirement.


## TECHNICAL CHARACTERISTICS

Rated current:	16 A / 32 A
Rated voltage:	230 V AC
Frequency:	50-60 Hz
Insulation voltage:	250 V / 500 V
Protection degree:	IP54
Active parts protection:	IPXXD
Operating ambient temperature:	-25°C to +40°C
Material:	Technopolymer
Glow Wire test:	650°C
IK grade at 20°C:	IK08
Colour:	Grey
Installation:	Wall-mounted
Saline solution:	Resistant
UV rays:	Resistant

## STANDARD EQUIPMENT

- RFID user identification and authorisation system
- WEB/OCPP interface
- load balancing
- Wi-Fi hotspot
- adjustable rated current
- 2-line display
- led status indicator
- connector release in case of blackout (under development)
- child safety shutters

## APPLICATION EXAMPLES



## WALL BOX BASIC-FREE



Power	Code	Socket outlet	Tethered cable + Connector	RCBO
3.7 kW	205.W17-J0	Type 3A		
	205.W11-J0	Type 3A		✓
	205.W17-A0	Type 2		
	205.W11-A0	Type 2		✓
	205.W17-P0		5 m + Conn. T1	
	205.W11-P0		5 m + Conn. T1	✓
	205.W17-R0		5 m + Conn. T2	
	205.W11-R0		5 m + Conn. T2	✓
7.4 kW	205.W17-B0	Type 2		
	205.W11-B0	Type 2		✓
	205.W17-Q0		5 m + Conn. T1	
	205.W11-Q0		5 m + Conn. T1	✓
	205.W17-S0		5 m + Conn. T2	
205.W11-S0		5 m + Conn. T2	✓	
11 kW	205.W17-C0	Type 2		
22 kW	205.W17-D0	Type 2		

## WALL BOX BE-W POWER MANAGEMENT



Power	Code	Socket outlet	RCBO	Energy meter	Display	Power Management
3.7 kW	205.W23-A0	Type 2		✓	✓	✓
	205.W16-A0	Type 2	✓	✓	✓	✓
7.4 kW	205.W23-B0	Type 2		✓	✓	✓
	205.W16-B0	Type 2	✓	✓	✓	✓

## CUSTOMISATIONS

The Wall Box BE-W can be customised with personal graphics, modifying the inclusive section between the display and led indicator. For customisation, it is necessary to add the code **209.CU01-W** to the order and attach a vector file containing the necessary data for the development of the graphics.

N.B. Scame reserves the right not to accept proposed graphics that are deemed inappropriate.



### WALL BOX BE-W PERSONAL-RFID



Power	Code	Socket outlet	RCBO	Energy meter	Display	Rfid
3.7kW	205.W36-A0	Type 2		✓	✓	✓
	205.W32-A0	Type 2	✓	✓	✓	✓
7.4 kW	205.W36-B0	Type 2		✓	✓	✓
	205.W32-B0	Type 2	✓	✓	✓	✓
11 kW	205.W36-C0	Type 2		✓	✓	✓
22 kW	205.W36-D0	Type 2		✓	✓	✓

### WALL BOX BE-W WEB-NET



Power	Code	Socket outlet	RCBO	Energy meter	Display	Rfid	LAN	WiFi	LAN + Dongle 3G
7.4 kW	205.W51-B0	Type 2	✓	✓	✓	✓	✓		
	205.W53-B0	Type 2	✓	✓	✓	✓		✓	
	205.W55-B0	Type 2	✓	✓	✓	✓	✓		✓

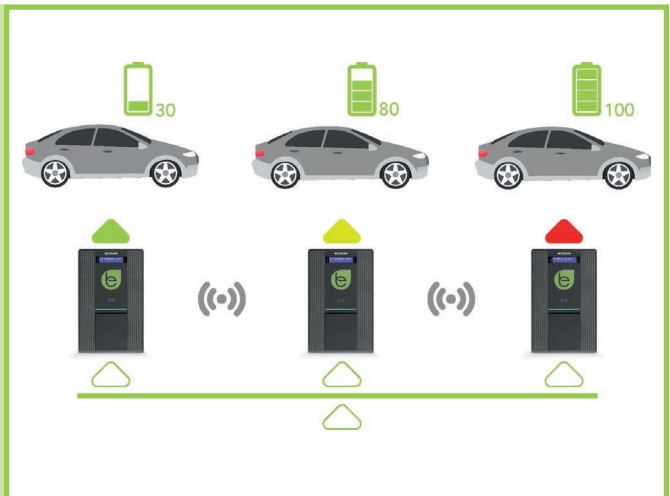
- The WiFi, LAN + Dongle 3G functions are all under development.

### LOAD BALANCING

The Load Balancing system allows the available power to be distributed across multiple charging points. The Scame Load Balancing system, by distributing the available power based on the number of electric vehicles being simultaneously charged, proves optimal in cases where there are multiple charging points, but limited power. This allows the possibility to reduce the initial investment, while at the same time increase the number of available charging stations.

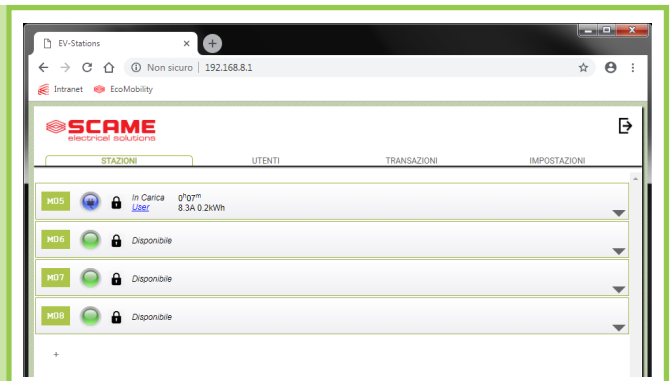
The Load Balancing system can be added to any Scame charging station configured in Web-Net mode and can manage up to 16 charging points with the Master/Slave function.

The product code to order the software is **209.LB01**.




### MANAGEMENT SYSTEM

Scame charging stations can be monitored and managed by remote thanks to the Management System, supplied standard in all Web-Net mode stations. It can manage up to 16 charging points with the Master/Slave function. The Management System can be configured in a closed local area network, does not require the installation of any software and can be managed directly by the administrator, using their own browser to connect to the supplied IP address, or can be connected to external control systems thanks to the OCPP communication protocol.



Other available versions. For more information contact [e-mobility@scame.com](mailto:e-mobility@scame.com)

ZP01077-GB-1



**ScameOnLine**

[www.scame.com](http://www.scame.com)

[e-mobility.scame.com](http://e-mobility.scame.com)

[e-mobility@scame.com](mailto:e-mobility@scame.com)

**SCAME PARRE S.p.A.**

VIA COSTA ERTA, 15

**24020 PARRE (BG) ITALY**

TEL. +39 035 705000

FAX +39 035 703122

